



# Towson COCM ResNet Guide

MARCH 2025

**boldyn**  
NETWORKS

# ResNet Benefits

## Network Speeds

Students will have speeds of 100mb download and 100mb upload with support for up to 7 simultaneous devices per student

## PAN

Personal Area Networks – A Personal Area Network (PAN) allows each of a user's devices (Alexa, Google Mini, wireless printers and smart lightbulbs to name a few) to be able to "see" and communicate directly with each other on the network for that "in home" experience.

## Easy PSK (Pre-shared Key)

Each student will have their personal password to connect their devices to the network

## Single Sign-On

Students will use their Indiana Tech credentials (login/password) to access the portal and manage their account

Students will have access to the latest wireless technology as equipment is upgraded to provide Wi-fi 6 capabilities

# My ResNet SSIDs

## My ResNet Start Here

This is where users first connect to get registered on the network.

## MyResNet-5G

After registration users should always Connect to MyResNet-5G for the fastest Wi-Fi connection.

## MyResNet-2G

Select MyResNet-2G if that is the only SSID your device sees. If you do not see MyResNet-5G, your device may not be able to operate at 5G speeds.

# Overview Steps to Connect

Step 1

Connect to MyResnet Start Here



Step 2

Users automatically taken to captive portal for sign up.



Step 3

Sign in using your University credentials



Step 4

Get your wi-fi password



Step 5

Connect all devices to MyResnet5G and forget MyResnet Start Here

**From PC**



**Scan QR code to  
go to portal**



**Step 1**



**Step 2**



**Step 3**



**MyResnet Start Here**

Select this SSID

**towson.hed.boldyn.com**

You will automatically be taken  
to this portal

**Create Account**

Follow instructions to create  
account



## Step 3

**COCM** | Student Housing Professionals | **APOGEE**

Support Sign In Sign Up

### Welcome to Apogee ResNet for Capstone on Campus at Towson!

Create an account to get your devices on residential Wi-Fi

Create Account

Sign In

[Forgot Username or Password?](#)

Guests and Visitors

#### PLEASE READ: Turn off Private WiFi/Random MAC


Turn off Private WiFi (Random MAC) Address on Mobile Devices


+

Chat icon

# Step 4



 Apogee




Student Housing Professionals

APOGEE


SupportSign InSign Up

Please complete Account Profile information for best support

Account Profile



Welcome,  
Mona



1 of 10

Active Devices

Add a Device

Go to Your Wi-Fi Password

Your Devices

DEVICE TYPE	NAME	STATUS	
Other not listed	FSR Test Machine Wired	<div></div> Since: 05/16/2024 12:37	<div></div> <div></div>

## Step 5



- Connect all your devices to MyResnet-5G
- Forget MyResnet Start Here
- When asked for Wi-Fi password on device, enter your password from the [towson.hed.boldyn.com](https://towson.hed.boldyn.com) portal



# Support: 24/7 Call, email, chat

## Support

At Boldyn Networks, we are here to support you 24/7, whenever you have a connection issue. Here are our support phone, chat, and email options.




LIVE CHAT




CALL US  
855-241-1590



EMAIL US  
support.hed@boldyn.com

 Live Chat

 Support

© Copyright 2025. Boldyn Networks. All rights reserved. Residential student networks for colleges and universities.

[Terms and Conditions](#) | [Privacy Policy](#)



# Get Connected



# Wi-Fi

## Get Connected

**First time connecting? Start Here:**



**SCAN QR code to  
create an account**

When you scan the QR code your device's ID will be captured and you will be redirected to the portal

or access the portal directly at:  
**[towson.hed.boldyn.com](http://towson.hed.boldyn.com)**



**PC and Mac:**

- Connect to **"MyResNet Start Here"** from your available wireless networks.
- Open a browser to access the portal.
- Once you have your account set-up, please forget **"MyResNet Start Here"** from your list of wireless networks.
- Select **"MyResNet-5G"** from your list of wireless networks and enter your password.

**Support is available 24/7**

Call, chat, or email directly from your account.

**CALL: 855-241-1590**





**boldyn**  
NETWORKS